



Accessing Full-Text in PubMed

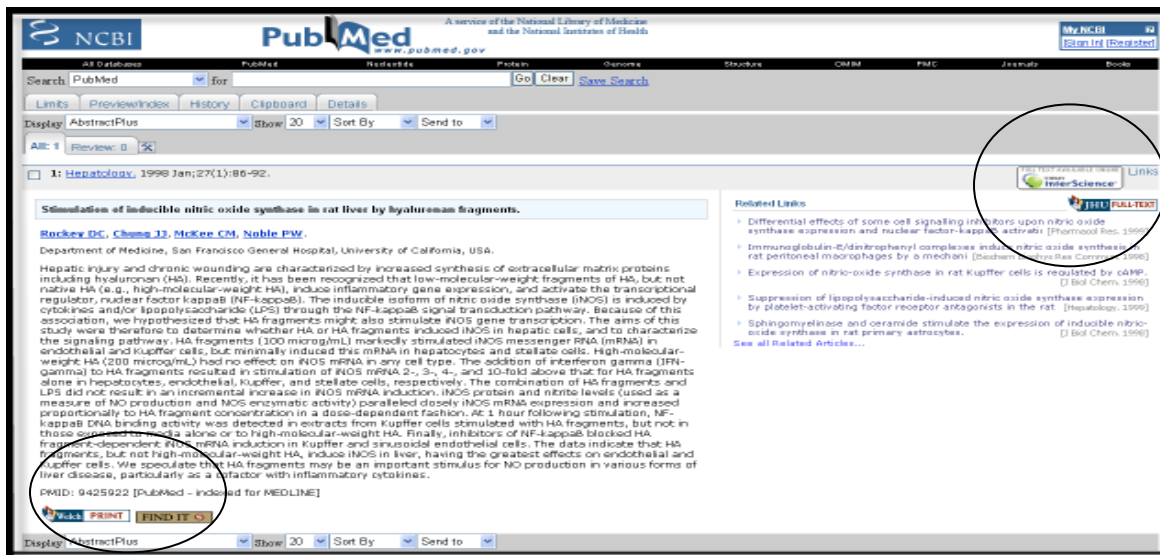
PubMed is the database most widely searched by the JHMI community. To insure access to full text articles made available by Welch Medical Library, you must access PubMed from the Welch Library home page. This is the most reliable method to access full-text.

You may also use the following URL:

<http://www.ncbi.nlm.nih.gov/sites/entrez?holding=jhumlib&otool=jhumlib>

Full-Text Icons in PubMed

From the AbstractPlus display for any PubMed citation, you may see anywhere from one to four icons located either on the right side, top or near the bottom of the page.



- This icon is provided by PubMed for Johns Hopkins. It will take you directly to full-text. Occasionally, this icon may not work or may not be displayed, even though full-text is available. Use the “FIND IT” icon to confirm the article’s electronic availability.



- This icon is provided by Johns Hopkins. It is the most reliable icon for accessing full-text. It allows users to see **ALL** options for full-text availability. It is also the link you will select to request articles via interlibrary loan when full-text is not available. Please see details about “FIND IT” on the following page.



- This icon is provided by PubMed for Johns Hopkins. Welch Medical Library has this item available in print, but you may order an electronic version using the “FIND IT” icon to submit this request directly to Weldoc, our Interlibrary Loan and Document Delivery Service.



- This is an example of a publisher’s icon. You may or may not be able to access full-text using this icon.

FIND IT – Johns Hopkins Libraries

The **FIND IT** icon allows users to see **all** options for full-text availability. This link opens a new window that contains a banner at the top. The full text of the article you are looking for should appear below the banner. If not, links to other electronic versions are supplied on this banner. You can also use the banner to contact a librarian if you need more help.

FIND IT Banner Display

The screenshot shows the FIND IT banner with several callouts:

- Click here to see more options**: Points to the **FIND IT** icon and the **See more options** link.
- Click here to remove the banner**: Points to the **Remove banner** checkbox.
- If the article you tried does not work you can try another here**: Points to the **Other electronic versions:** section, which lists **Elsevier SD Elsevier** and **MDConsult Core Collection Ejournals**.
- If you need more help contact a librarian**: Points to the **Problem? Need help? Welch Librarian** link.
- Citation information can be found here**: Points to the **You are looking for:** section, which displays the article title: **Makokha, Timothy. "Pilot study of human-papilloma-virus vaccine in Uganda." *The lancet oncology*. Volume: 8 . Issue: 5 . Page: 377 - 3**.

FIND IT Menu Display


If the banner does not display, the FIND IT menu will appear with more options.


The screenshot shows the FIND IT menu display with several callouts:

- The citation information about your article**: Points to the **Article Title**, **Author**, **Journal Title**, **ISSN**, and **Published** information.
- A possible link to full text**: Points to the **Electronic Version via:** section, which lists **Journal-level Page Only** and **www.spandidos.com**.
- Need more help?**: Points to the **Question? Problem? Contact: Welch Librarian** link.
- This link will fill out a document delivery request for you**: Points to the **Request a copy from Inter-Library Loan for WelDoc** link.
- Print subscriptions can be found here**: Points to the **Welch Unbound Journals** and **Welch Journals** sections, which list various journal titles and volumes.



The menu also includes a **See also:** section with links to **Periodical Information from Ulrich's Directory** and **Find in other libraries at Worldcat.org**.

Ordering from Weldoc Using FIND IT

If Welch does not own the full text of a journal or a specific issue, or if the item is only available in print, you can use the  icon to order it free through Weldoc, Welch Medical Library's Interlibrary Loan and Document Delivery Service.

1. If an electronic copy of the article is not available, select . A new window will open and you will see a link to "Request a Copy from Inter-Library Loan."
2. Select "for Weldoc." You will be prompted to log into your Weldoc account.
3. Once logged in, you will see your item automatically copied into an order submission form.
4. Click on "Submit Request" at the bottom of your screen and your item is ordered.
5. Close out of Weldoc and the "FIND IT" window, to return to your PubMed search.

Off-Campus Access Using FIND IT

The  icon will also allow you to bypass VPN when searching PubMed from off campus. From the Welch Medical Library PubMed URL, clicking on the  icon will prompt you to log in with your JHED ID and password, thereby allowing you access to full text of the article.

Questions

If you have any questions about accessing the full-text of an article, or ordering an item that we do not own through Weldoc, please contact the Welch Service Center at 410-955-3410 or your liaison librarian. To find your liaison librarian, please visit:

<http://www.welch.jhu.edu/liaison/index.html>